



## SINGLE-PHASE GLASS PASSIVATED BRIDGE RECTIFIER

**2KBP005G THRU 2KBP10G**

**VOLTAGE RANGE**

**50 to 1000 Volts**

**CURRENT**

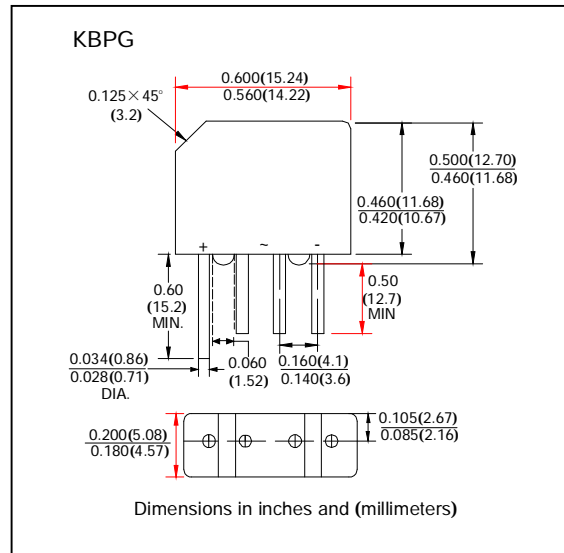
**20 Ampere**

### FEATURES

- Plastic package has UL flammability Classification 94V-0
- Glass passivated chip junction
- High case dielectric strength of 1500V<sub>RMS</sub>
- High surge current capability
- High temperature soldering guaranteed: 260°C/10 seconds, 0.375”(9.5mm) lead length

### MECHANICAL DATA

- Case: molded plastic body
- Terminal: Plated leads solderable per MIL-STD-750 Method 2026
- Mounting position: Any
- Weight: 0.069 ounce, 1.95 gram



### MAXIMUM RATINGS AND ELECTRICAL CHARACTERISTICS

- Ratings at 25°C ambient temperature unless otherwise specified
- Single Phase, half wave, 60Hz, resistive or inductive load
- For capacitive load derate current by 20%

	SYMBOLS	2KBP 005G	2KBP 01G	2KBP 02G	2KBP 04G	2KBP 06G	2KBP 08G	2KBP 10G	UNIT
Maximum Reverse Peak Repetitive Voltage	V <sub>RRM</sub>	50	100	200	400	600	800	1000	Volts
Maximum RMS Voltage	V <sub>RMS</sub>	35	70	140	280	420	560	700	Volts
Maximum DC Blocking Voltage	V <sub>DC</sub>	50	100	200	400	600	800	1000	Volts
Maximum Average Forward Rectified Output At T <sub>C</sub> =65°C	I <sub>(AV)</sub>	2.0							Amps
Peak Forward Surge Current 8.3ms single half sine wave superimposed on rated load (JEDEC Method)	I <sub>FSM</sub>	60							Amps
Rating for Fusing (t < 8.3ms)	I <sup>2</sup> t	15							A <sup>2</sup> s
Maximum Instantaneous Forward Voltage drop Per Bridge element 2.0A	V <sub>F</sub>	1.1							Volts
Maximum Reverse Current at rated DC blocking voltage per element	T <sub>A</sub> =25°C	5.0							μ A
	T <sub>A</sub> =125°C	250							
Typical Junction Capacitance per leg (Note 1)	C <sub>J</sub>	20							pF
Typical Thermal Resistance (Note 2)	R <sub>ΘJC</sub>	28							°C/W
Operating Junction Temperature Range	T <sub>J</sub>	(-55 to +150)							°C
Storage Temperature Range	T <sub>STG</sub>	(-55 to +150)							°C

- Notes:**
1. Measured at 1.0MHz and applied reverse voltage of 4.0 V
  2. Unit mounted on P.C. board with 0.47' × 0.47" (12 × 12mm) copper pads, 0.375" (9.5mm) lead length



# SINGLE-PHASE GLASS PASSIVATED BRIDGE RECTIFIER

2KBP005G THRU 2KBP10G

VOLTAGE RANGE

50 to 1000Volts

CURRENT

2.0 Ampere

## RATINGS AND CHARACTERISTIC CURVES 2KBP005G THRU 2KBP10G

FIG. 1- DERATING CURVE FOR OUTPUT RECTIFIED CURRENT

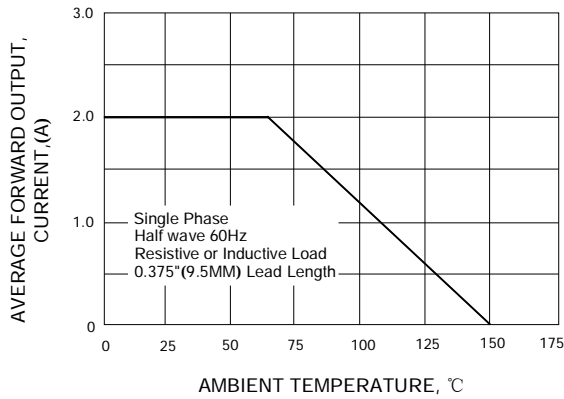


FIG. 2- MAXIMUM NON-REPETITIVE PEAK FORWARD SURGE CURRENT PER ELEMENT

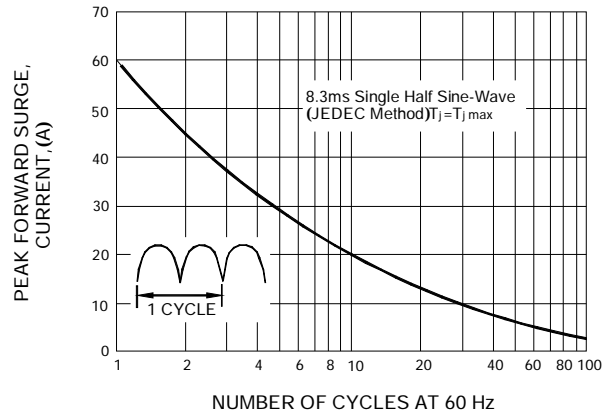


FIG. 3- TYPICAL FORWARD CHARACTERISTICS PER BRIDGE ELEMENT

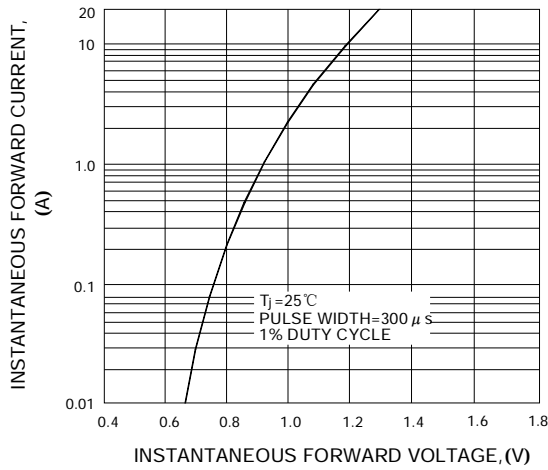


FIG. 4- TYPICAL REVERSE CHARACTERISTICS PER BRIDGE ELEMENT

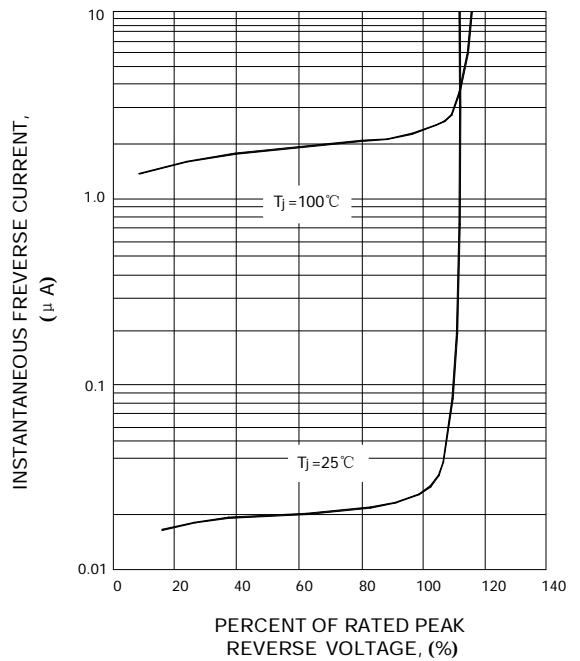


FIG. 5- TYPICAL JUNCTION CAPACITANCE PER BRIDGE ELEMENT

